

S U M M E R *SC* C L A S S I C S

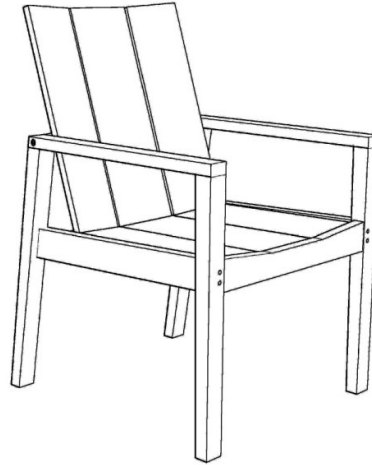
ASHLAND ARMCHAIR ASSEMBLY INSTRUCTION

HARDWARE INCLUDE :

1. 4 – teak dowel S
2. 2 – bolt L
3. 2 – bolt M
4. 2 – teak dowel X

PARTS INCLUDE :

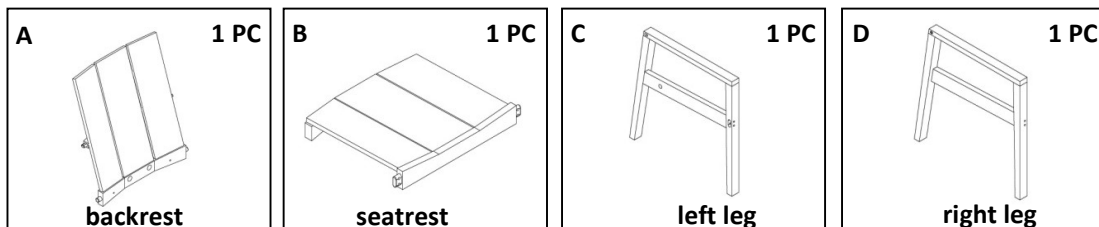
- A. 1 – Backrest
- B. 1 – Seatrest
- C. 1 – Left Leg
- D. 1 – Right Leg



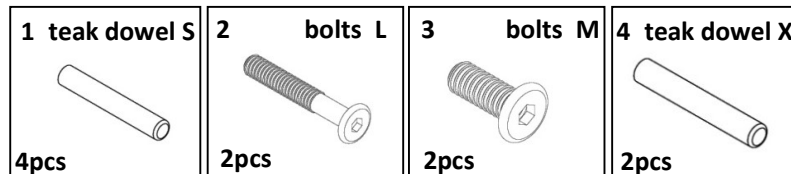
TOOLS REQUIRED :

1. – Hammer (Rubber) - by customer
2. – Allen Key - provided
3. – Sanding for smooth edge - provided

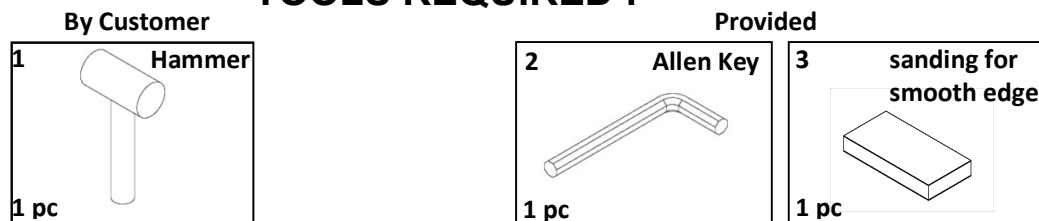
PARTS :



HARDWARES :



TOOLS REQUIRED :



SUMMER *SC* CLASSICS

ASHLAND ARMCHAIR ASSEMBLY INSTRUCTION

