

S U M M E R *SC* C L A S S I C S

ASHLAND SOFA


ASSEMBLY INSTRUCTION

HARDWARE INCLUDE :

1. 4 – teak dowel
2. 4 – bolt L
3. 2 – bolt S

PARTS INCLUDE :

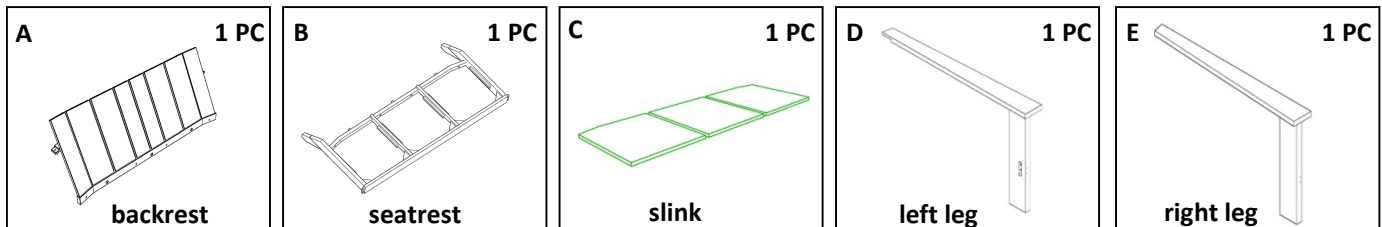
- A. 1 – Backrest
- B. 1 – Seatrest
- C. 1 – Slink
- D. 1 – Left Leg
- E. 1 – Right Leg



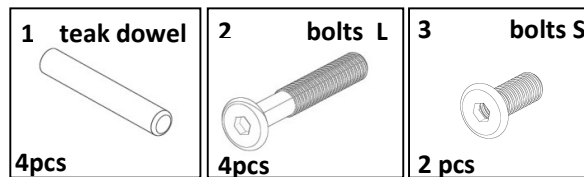
TOOLS REQUIRED :

1. – Hammer (Rubber) - by customer
2. – Allen Key - provided
3. – Sanding for smooth edge - provided

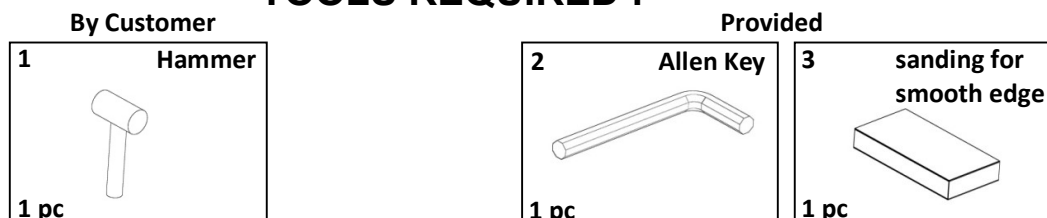
PARTS :



HARDWARES :



TOOLS REQUIRED :



SUMMER CLASSICS

ASHLAND SOFA

ASSEMBLY INSTRUCTION

