



ASSEMBLY INSTRUCTIONS

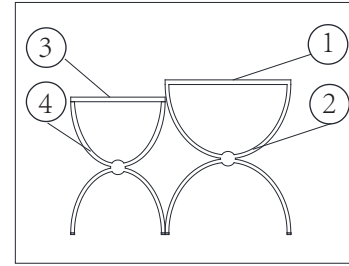
Michael nesting tables
SCH-163350

TOOLS INCLUDE:

NO.	Hardware List	QTY
A	Glass pad	8pcs

PARTS INCLUDE:

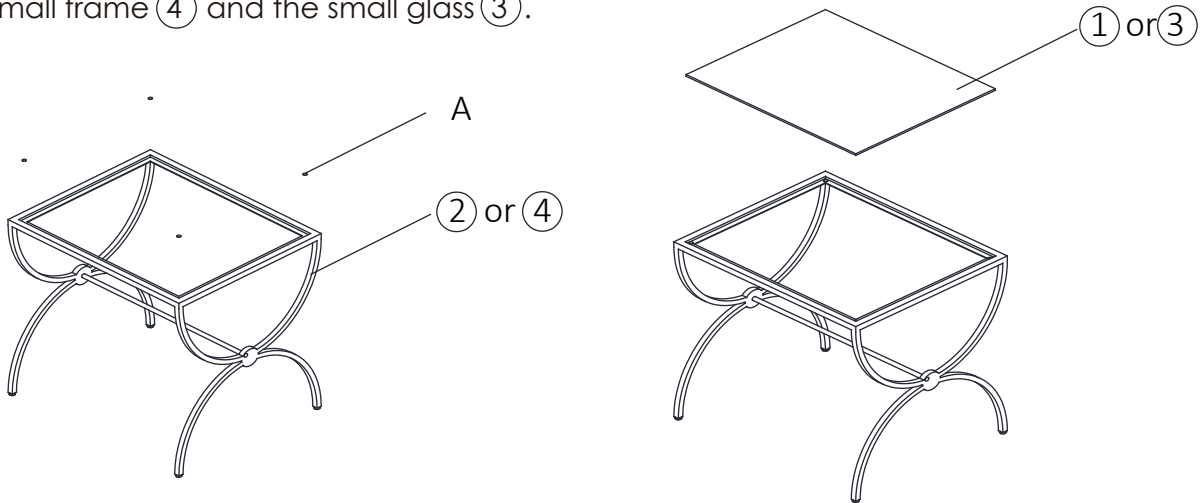
- 1-Large glass x1pc
- 2-Large frame x1pc
- 3-Small glass x1pc
- 4-Small frame x1pc



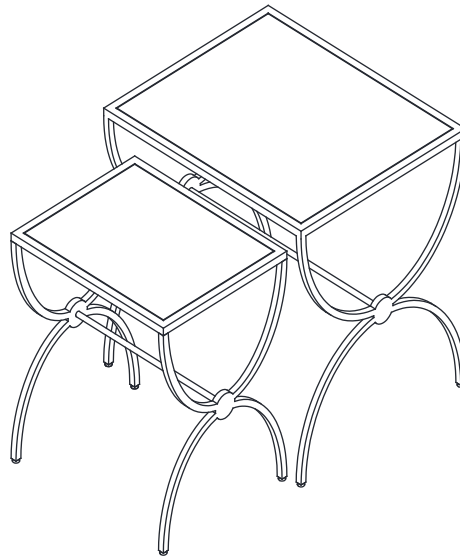
Prior to assembly, unwrap all the parts and components on a carpeted or non-abrasive surface.

Step 1: Unwrap the frame and the glass from the packaging.

Please put the large frame (2) on the floor, then put the glass pad (A) on the frame, and put the large glass (1) on the glass pad correctly. Repeat the same assembly steps for the small frame (4) and the small glass (3).



Step 2: Please adjust to proper position for the nesting tables during use.



We hope you enjoy this Gabby purchase. Shown: Michael nesting tables by

