

S U M M E R *SC* C L A S S I C S

PAIGE 60 DT RD

ASSEMBLY INSTRUCTION

HARDWARE INCLUDE :

1. 8 – Nut
2. 8 – Spring Washer
3. 8 – Washer
4. 4 – Dowel
5. 1 – Locking Bolt

PARTS INCLUDE :

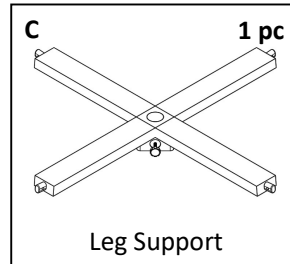
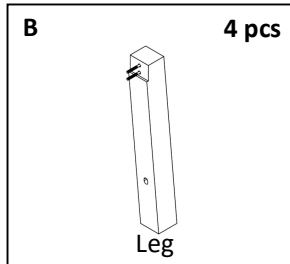
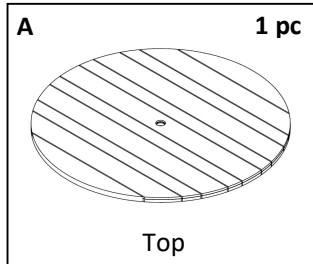
- A. 1 – Top
- B. 4 – Leg
- C. 1 – Leg Support



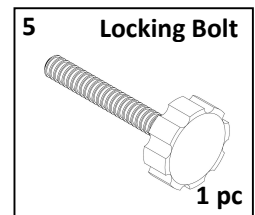
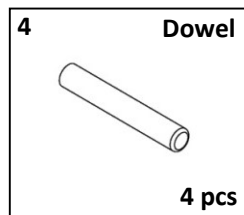
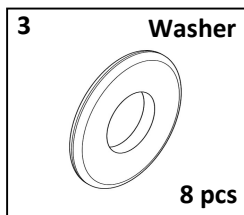
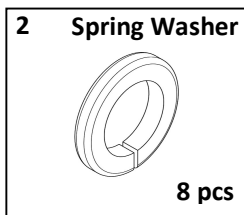
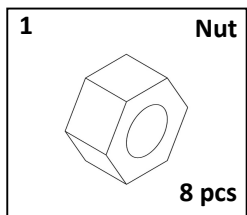
TOOLS REQUIRED :

1. – Hammer (Rubber) - by Customer
2. – Spanner - Provided
3. – Sanding for smooth edge - Provided

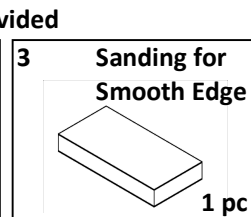
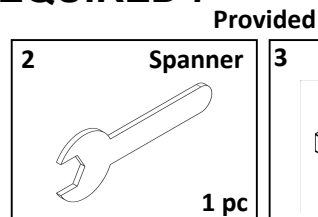
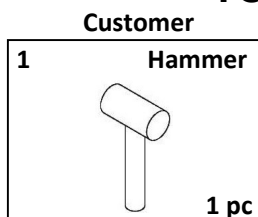
PARTS :



HARDWARES :



TOOLS REQUIRED :



SUMMER *SC* CLASSICS

PAIGE 60 DT RD

ASSEMBLY INSTRUCTION

