

# SUMMER *S* CLASSICS

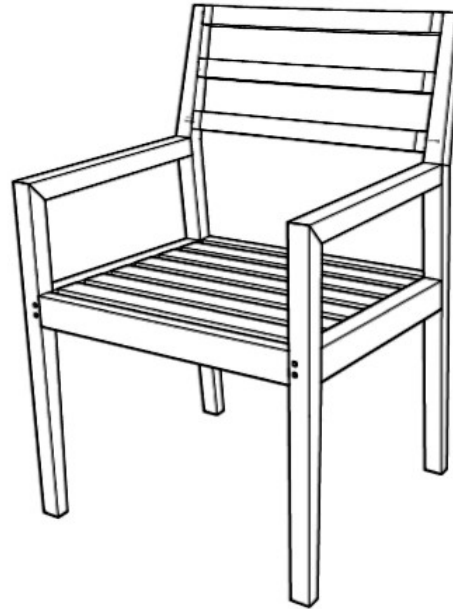
## SANTA BARBARA ARM CHAIR ASSEMBLY INSTRUCTION

### HARDWARE INCLUDE :

1. 2 – Teak Dowel S
2. 10 – Teak Dowel M
3. 4 – Bolt

### PARTS INCLUDE :

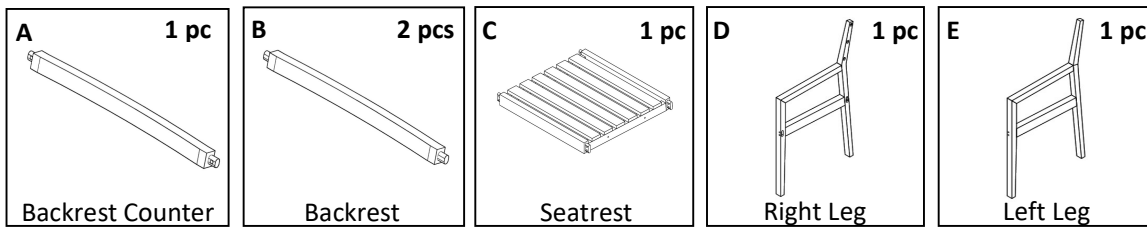
- A. 1 – Backrest Counter
- B. 2 – Backrest
- C. 1 – Seatrest
- D. 1 – Right Leg
- E. 1 – Left Leg



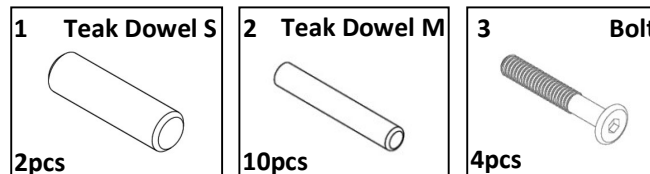
### TOOLS REQUIRED :

1. – Hammer (Rubber) - by Customer
2. – Allen Key - provided
3. – Sanding for smooth edge - Provided

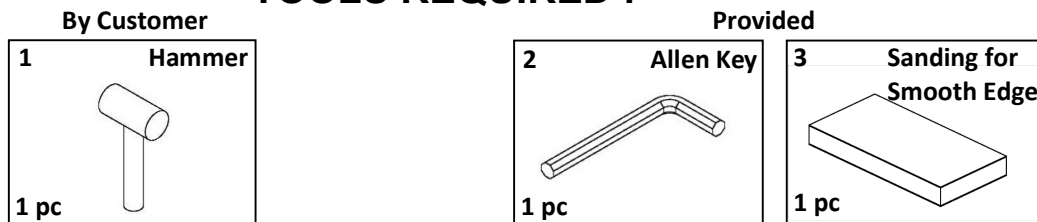
### PARTS :



### HARDWARES :



### TOOLS REQUIRED :



# SUMMER CLASSICS

## SANTA BARBARA ARM CHAIR ASSEMBLY INSTRUCTION

