

SUMMER *SC* CLASSICS

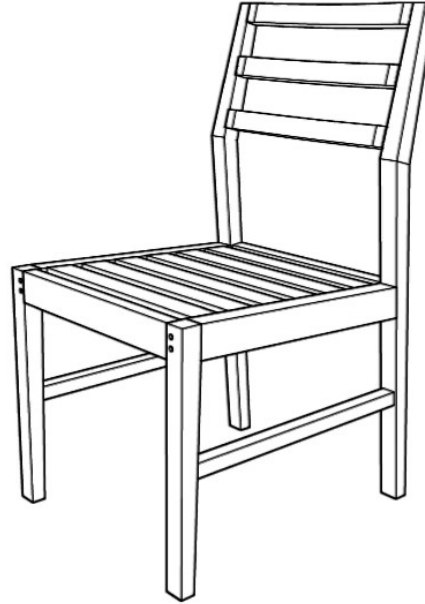
SANTA BARBARA SIDE CHAIR ASSEMBLY INSTRUCTION

HARDWARE INCLUDE :

1. 2 – Teak Dowel S
2. 10 – Teak Dowel M
3. 4 – Bolt

PARTS INCLUDE :

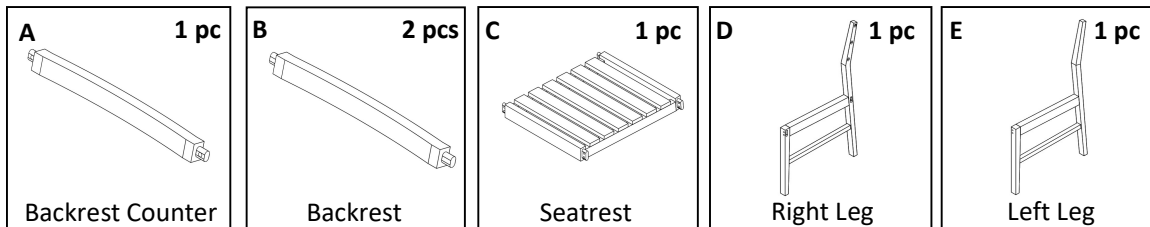
- A. 1 – Backrest Counter
- B. 2 – Backrest
- C. 1 – Seatrest
- D. 1 – Right Leg
- E. 1 – Left Leg



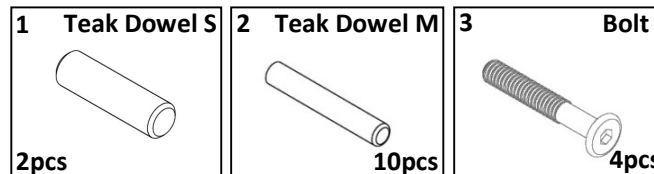
TOOLS REQUIRED :

1. – Hammer (Rubber) - by Customer
2. – Allen Key - provided
3. – Sanding for smooth edge - Provided

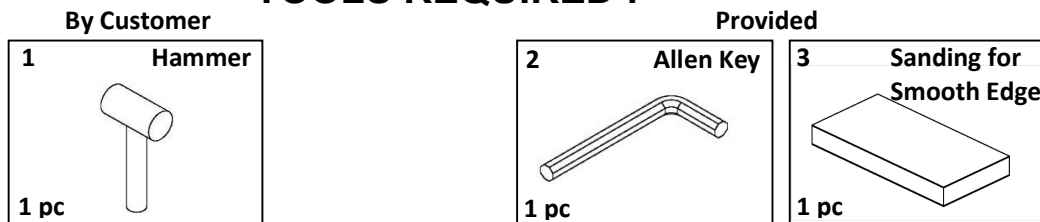
PARTS :



HARDWARES :



TOOLS REQUIRED :



SUMMER *SC* CLASSICS

SANTA BARBARA SIDE CHAIR ASSEMBLY INSTRUCTION

