

**WOODLAWN END TABLE
ASSEMBLY INSTRUCTION**

HARDWARE INCLUDE :

- 1. 8 – Bolt

PARTS INCLUDE :

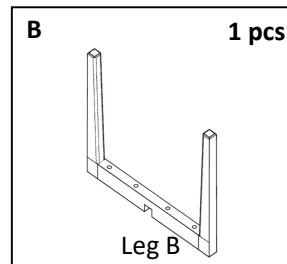
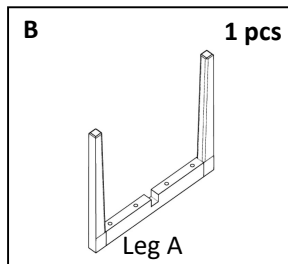
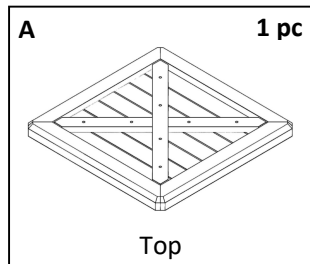
- A. 1 – Top
- B. 1 – Leg A
- C. 1 – Leg B

TOOLS REQUIRED :

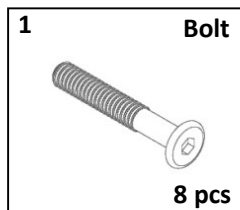
- 1. – Allen Key - Provided



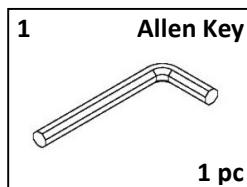
PARTS :



HARDWARES :



TOOLS REQUIRED :
Provided



**WOODLAWN END TABLE
ASSEMBLY INSTRUCTION**

